

## Cartoonmuseum Basel

St. Alban-Vorstadt 28

CH-4052 Basel

Fon +41 (0)61 226 33 60


info@cartoonmuseum.ch

www.cartoonmuseum.ch

# Stories from the Big City

Whether extraordinary or ordinary, chaotic or poetic: the stories of the big city are written by the people who inhabit it. Inspired by the exhibition "Big City Life" we imagine our own city stories.

## Step 1: Choose one of two templates



At the end of the document you will find two templates. The line drawings show two locations in Basel. Do you recognize them? Two figures move through empty spaces.


## Step 2: Give your figure an expression

The exhibition "Big City Life" shows people in all their diversity. What are the figures doing on the templates? Are they in a good mood or are they walking down the street in a spiteful manner? Might they be on their way to work or walking home? Perhaps the figure is holding an umbrella, has a dog on a leash, or is reading a book? Adding facial expressions will emphasize emotions; additional objects will define the character of your figure.



### Step 3: Draw additional figures

Give your character conversation partners and fill the setting with people. By adjusting the environment, a whole new story unfolds: the character can interact with others and engage in conversation. This creates scenes of encounters, dialogues, conflicts - the very stories written by life.



### Step 4: Add speech bubbles

Give your character a voice. What is your figure saying? Is s/he talking to someone? What is your character thinking? Add speech bubbles or narrative text to your image to express in words what happens in your story. In this way, you can create unexpected, whimsical, humorous or merely familiar and atmospheric scenes that take place against the backdrop of Basel.

By the way: The international artists' movement of Urban Scetchers capture on-site situations in drawings and engage in a kind of visual journalism.

Dare to be inspired by the scenes you observe on the street.




## Step 5: Coloring


If you like, you may color your scene and give it some additional shading.



We are looking forward to your city-stories.

Share your drawing with us on social media!

 [cartoonmuseum\\_basel](https://www.facebook.com/cartoonmuseum_basel)

 [Caroonmuseumbasel](https://www.instagram.com/Caroonmuseumbasel)

# Have fun!





